

# Earth testers

## MI 3290 Earth Analyser

NEW

High Voltage Insulation / Continuity / Earth



MI 3290 Earth Analyser is a portable, battery or mains powered test instrument with excellent IP protection (IP 54 open case), intended for measurement of earth resistance, specific earth resistance and earth potential of various energetic and non-energetic objects. The user can choose between different methods from classic 3 wire earth resistance measurement up to one or four clamp method for measurement of pylons. He has a choice of measurement methods with different frequency methods: single frequency or frequency sweep from 55 Hz to 15 kHz, HF method with 25 kHz and pulse method simulating the lightning strike. High electrical noise immunity makes this instrument best suited for industrial environment. Instrument is available in multiple sets which are a combination of different accessories and measurement functions.

### MEASURING FUNCTIONS

- Earth Resistance 2,3,4 -pole;
- Selective Earth Resist (1 x clamp);
- Earth Resistance (2 x iron clamps);
- Specific Earth Resistance (Wenner and Schlumberger method);
- HF-Earth Resistance (25 kHz, acc. to IEEE\_Std 81);
- Earth Resistance of mono pylons with 10 m flex clamp;
- Earth Resistance of multi-leg pylons with up to four flex clamps;
- Current measurement (Iron, flex clamps);
- Low Ohm measurement 7 mA and 200 mA;
- Earth Potential;
- Step and contact measurements;
- Impulse Earth measurement 10/350  $\mu$ s.

### KEY FEATURES

- Possibility of performing all types of earth measurements with a single instrument.
- Analysis of earth impedance as a function of the frequency due to a wide measurement frequency band (55 Hz ... 15 kHz).

- Earth measurements on pylons with protective earth cable connected.
- Measurement on mono towers and 4-leg tower.
- A wide variety of measuring clamps: from iron clamps to flex clamps with 10 m length.
- HF-Earth resistance measurement (acc. to IEEE\_Std 81).
- Sweep mode Z(f) on screen.
- 3.4" colour LCD display with touch screen.
- Floating Mains (universal 90 ... 260 V AC) or battery powered (built in fast charger).
- High degree of protection: IP 65 case closed, IP 54 case open.
- Checkbox - different self-check methods.
- DC resistance measurements.
- Impulse impedance measurement for simulating the lightning strike.
- Support for single or automated measurements.
- PC SW for measurement pre and post processing: preparation of the test structure, result download, tree-view, table view and graphical view, storing and printing.

### APPLICATION

#### Measurement of protective earthing of:

- Power transformers;
- Transformer substations;
- Industrial areas;
- Mono and multi-leg pylons with protective earth cable connected.

### STANDARDS

#### Functionality

- EN 61557 - 5
- IEEE 80 - 2000
- IEEE 81 - 2012
- IEEE 142
- IEEE 367 - 2012

#### Electromagnetic compatibility

- EN 61326

#### Safety

- EN 61010 - 1
- EN 61010 - 2 - 030 c
- EN 61010 - 2 - 032
- EN 61010 - 031

## TECHNICAL SPECIFICATION

Method	Additional info	Measurement range	Uncertainty
Earth resistance 2, 3, 4 -pole	Open-terminal test voltage 20 or 40 VAC Short-circuit test current > 220 mA Test frequency 55 Hz...329 Hz 659 Hz ... 2.63 kHz 3.29 kHz ... 15 kHz	0.00 Ω ... 19.99 kΩ 0.00 Ω ... 1.999 kΩ 0.00 Ω ... 199.9 Ω	±(3 % of reading + 3 digits) ±(5 % of reading + 3 digits) ±(8 % of reading + 3 digits)
Selective earth resistance with iron clamp	Open-terminal test voltage 40 VAC Short-circuit test current > 220 mA Test frequency 55 Hz ... 329 Hz 659 Hz ... 1.50 kHz	0.00 Ω ... 19.99 kΩ 0.00 Ω ... 1.999 kΩ	±(8 % of reading + 3 digits)
Selective earth resistance of pylons with flex clamp	Open-terminal test voltage 40 VAC Short-circuit test current > 220 mA Test frequency 55 Hz...329 Hz 659 Hz ... 1,50 kHz Passive mode	0.00 Ω ... 19.99 kΩ 0.00 Ω ... 1.999 kΩ 0.00 Ω ... 19.99 kΩ	±(8 % of reading + 3 digits)
Earth resistance with two iron clamps	Test frequency 82 Hz, 164 Hz, 329 Hz	0.00 Ω ... 9.99 Ω 10.0 Ω ... 49.9 Ω 50.0 Ω ... 100 Ω	±(5% of reading + 2 digits) ±(10 % of reading + 2 digits) ±(20 % of reading)
Specific earth resistance ro Wenner and Schlumberger method	Open-terminal test voltage 20 or 40 V AC Short-circuit test current >220 mA Test frequency 164 Hz	0.00 Ωm ... 19.99 kΩm	calculated value (consider uncertainty of 4 – pole measurement)
Earth Potential	Open-terminal test voltage 40 V AC Short-circuit test current >220 mA Test frequency 55 ÷ 329 Hz	Ratio 0.001 ... 1.000	±(2 % of reading + 2 digits)
HF-Earth Resistance 3 pole	Open-terminal test voltage 40 VAC Short-circuit test current >40 mA Test frequency 25.000 Hz	0.00 Ω ... 19.9 Ω 20.0 Ω ... 299 Ω	±(3 % of reading + 2 digits)
Impulse Earth Resistance	Open-terminal test voltage ~140 V peak Short-circuit test current 2 A peak Impulse waveform 10 / 350 µs	0.0 Ω ... 199 Ω	±(8 % of reading + 3 digits)
DC Resistance RLOW	Test current 200 mA	0.00 Ω ... 1.99 kΩ	±(2 % of reading + 2 digits)
DC Resistance CONT	Test current 7 mA	0.00 Ω ... 19.9 kΩ	±(3 % of reading + 2 digits)
AC Impedance	Test frequency 55 Hz ... 15 kHz	0.00 Ω ... 19.99 kΩ	±(3 % of reading + 2 digits)
Current RMS (Iron Clamp)	Nominal frequency 45 Hz ...1.5 kHz	1.0 mA ...7.99 A	±(2 % of reading + 3 digits)
Current RMS (Flex Clamp)	Nominal frequency 45 Hz ...1.5 kHz	0.1 mA ... 49.9 A	±(8 % of reading + 3 digits)
Battery power supply	14,4 V DC (4.4 Ah Li-ion)		
Mains power supply	90-260 VAC, 45-65 Hz, 100 VA (300 V CAT II)		
Degree of protection	IP 65 (case closed) IP 54 (case open)		
Dimensions (w x h x d)	36 x 16 x 33 cm		
Display	3.4" colour LCD display with backlight and touch screen		
Communication	USB, BT		
Memory	>1GB		

## SET SPECIFICATION

	GX	GL	GF	GP
Ground Z 2-pole	•	•	•	•
Ground Z 3-pole	•	•	•	•
Ground Z 4-pole	•	•	•	•
Single/multi/sweep frequency	•	•	•	•
Wenner 4-pole	•	•	•	•
Schlumberger 4-pole	•	•	•	•
Selective (iron clamp)	•	•		
Stakeless 2-clamps	•	•		
Transient Impulse Impedance	•	•		
HF 25 kHz Impedance	•	•		
Step / Touch	•		•	
Voltage potential	•		•	
Low Impedance 4-point	•		•	
Low Resistance 200 mA	•		•	
Tower Passive one rod / Flex clamps	•			•
Tower FOP / 1xFlex clamp	•			•
Tower FOP / 4xFlex clamp	•			•
Mono Tower FOP / Flex clamp	•			•
















## ORDERING INFORMATION



### All model versions include following accessory:

- Instrument MI 3290
- Current earth spike 90 cm, 2 pcs
- Potential earth spike 50 cm, 2 pcs
- Connection lead black 2m
- Test lead red 5 m
- Test lead blue 5 m
- Test lead black on reel 50 m
- Test lead green on reel 50 m
- Test lead blue on reel 50 m
- Shielded test lead 75 m on reel
- G clamp
- Set of test probes, crocodile clip and 2m test lead, 4 pcs


## OPTIONAL ACCESSORY

Photo	Order No.	Acc. decription	Decription
	A 1018	Current clamp (low range, leakage)	High accuracy current clamp 1000 A / 1 A with jaw opening 52 mm and fixed 1.5 m cable for both load and low range / leakage current measurement and for earth resistance measurement as well.
	A 1019	Current clamp	Current clamp 1000 A / 1 A with jaw opening 52 mm for general current measurements and in combination with A 1018 for earth resistance measurement without breaking the loop.
	A 1487	Flexible current clamp 50A 5m	Flexible current clamp with circumference of 5m and connection cable of 15m, max. 50 A
	A 1509	Test lead 50m black on cable reel	Test lead on a cable reel, black, 50 m, extendable
	A 1510	Test lead 50m green on cable reel	Test lead on a cable reel, green, 50 m, extendable
	A 1525	Test lead 50m blue on cable reel	Test lead on a cable reel, blue, 50 m, extendable
	A 1526	Test lead 5m blue	Test lead, blue, 5 m, banana plug on both sides
	A 1527	Test lead 5m red	Test lead, red, 5 m, banana plug on both sides
	A 1528	Professional current earth spike 50cm	Professional earth spike, 50 cm, with banana socket
	A 1529	Professional current earth spike 90cm	Professional earth spike, 90 cm, with banana socket
	A 1530	G clamp	Professional G clamp for perfect contacting, with banana socket
	MI 3295M Set	Step Contact Meter Measuring Set	Additional MI 3295M Set for simultaneous measurements of step voltage and contact voltage on different test points. Set includes instrument MI 3295M, test lead, 2 x 3 m, soft carrying bag, soft carrying neck belt, NIMH battery, type AA, 6 pcs, Power supply adapter.
	P 1201	MI 3290 GL licence key	A licence key for Grounding and Lightning functionality of Earth Analyser
	P 1202	MI 3290 GP licence key	A licence key for Grounding of Pylons functionality of Earth Analyser
	P 1203	MI 3290 GF licence key	A licence key for Grounding and voltage Funnel functionality of Earth Analyser
	P 1204	MI 3290 GX licence key	A licence key for full functionality of Earth Analyser
	S 1072	Continuity test lead, with crocodile clip, 2 x 2.5 m, 2 pcs	Kelvin test probes with crocodile clips and protection shield as lightweight alternative to clips within the standard set.
	S 2053	Step voltage plates	Light replacement for 25kg Step voltage probes A 1353.



### MI 3290 GX

- Licence GX
- Iron clamp with 3,5 m test lead
- Iron clamp A 1019
- Flex clamp 5 m with 15 m shielded cable, 4 pcs
- Kelvin clamp with 2,5 m cable, 2 pcs
- Voltmeter MI 3295M with 2 wire test lead
- Step voltage test plate, 2 pcs



### MI 3290 GL

- Licence GL
- Iron clamp A 1018-EA with 3,5 m test lead
- Iron clamp A 1019



### MI 3290 GF

- Licence GF
- Kelvin clamp with 2,5 m cable, 2 pcs
- Voltmeter MI 3295M with 2 wire test lead, soft carrying bag
- Step voltage test plate, 2 pcs



### MI 3290 GP

- Licence GP
- Flex clamp 5 m with 15 m shielded cable, bag

**METREL D.D.**

Measuring and Regulation Equipment Manufacturer  
Ljubljanska 77, SI-1354 Horjul, Slovenia  
T +386 (0)1 75 58 200, F +386 (0)1 75 49 226  
metrel@metrel.si, [www.metrel.si](http://www.metrel.si)

Note! Photographs in this catalogue may slightly differ from the instruments at the time of delivery.  
Subject to technical change without notice.

